



You belong in **BRANDON**

# Community Profile 2025

This Community Profile was prepared by Economic Development Brandon.  
The contents are subject to change without notice.  
Please bring any errors or omissions to our attention.

**Economic Development Brandon**  
Main Floor - 410-9<sup>th</sup> Street, Brandon  
Phone: 204-729-2132  
Email: [econdev@brandon.ca](mailto:econdev@brandon.ca)

## Contents

Introduction .....	3
Location.....	5
Brandon's Trading Area .....	6
Brandon Advantages .....	7
Population Statistics .....	8
Immigration Growth .....	11
Economic Base .....	12
Largest Employers .....	13
Markets .....	14
Oil Field Services Centre.....	14
Canadian Forces Base Shilo .....	1
Operating Costs.....	2
Education & Training Levels .....	3
Research and Development.....	4
Additional Manitoba Research Centres.....	5
Labour Force .....	6
Labour Force Activity.....	7
Industry Employment .....	7
Income Overview .....	10
Language Abilities.....	11
Relocation and Expansion .....	12
Workforce Development .....	12
Skilled Worker Immigration.....	12
Land and Building Development .....	12
Utilities .....	16
Telecommunications .....	18
Business Taxation .....	19
Transportation.....	20
Roads.....	21
Rail .....	22
Trucking and Courier Services .....	22
Air Service .....	23
Customs.....	23
Traffic .....	23
Living in Brandon .....	2
Housing .....	2
Climate .....	3
Emergency Services .....	3
Public Transportation .....	4
Banking & Retail .....	4
Health Care .....	5
Western Manitoba Cancer Centre .....	5



## Introduction

At the very heart of North America lies [Brandon Manitoba](#), a city that has built its reputation on providing the atmosphere in which business can succeed. The city's overall business cost competitiveness is consistently ranked in the top 10 of Canadian cities and Brandon has been consistently ranked in the Top 10 Best Places to Live in Canada. Contributing to Brandon's overall cost competitive environment is the fact that there is no additional municipal business tax. The economy's diversification provides an extremely stable and positive environment for businesses to compete within the global economy.

- **A Regional Hub:** Brandon acts as the service centre for some 190,000 people, including the entire Southwest Economic Region which has a total population of over 117,000. The primary trading area includes over 70,000 people within a 30 km radius of the city. Included within the trading area is Canadian Forces Base Shilo, located approximately 30 km from Brandon with a population of approximately 1,400 Military and civilian personnel. Located an hour's drive from the Bakken Formation oil field, Brandon's businesses continue adapting to service the oil & gas industry. WestJet offers direct daily passenger flights from Brandon to Calgary International Airport, providing access to global connections, for the entire Southwest Manitoba region.
- **Time is Precious:** Brandon offers a dynamic environment to develop and grow your business. Rather than spending your time in traffic, Brandon's maximum in-city commute of 15 minutes allows you the freedom to choose how you spend your time. More time to grow your business, more time to spend with family and friends or fitness/recreation, the choice is yours.
- **Dependable & Educated Workforce:** Brandon's Labour Force is regional in nature and has proven to be stable, committed and well educated. The labour force is drawn from surrounding municipalities with 21% commuting from outside city boundaries. [Brandon University](#) and [Assiniboine Community College](#) and the [Manitoba Emergency Services College](#) provide a well-educated, skilled work force for Brandon's employers year after year. This workforce is a key strength of Brandon with 83% of the population aged 15 years and over that have a high school graduation certificate or higher.
- **Agriculture is Big Business:** Brandon is home to over 2,000 businesses 350 directly serve the agricultural marketplace. Brandon's ties to the agricultural sector are strengthened by the presence of an Agriculture Canada Research Station and the Agri-Environment Centre. These two centres bring integrated expertise and innovative environmental solutions to the agriculture and Agri-food sector.



- **A City on a Solid Footing:** Brandon's emerging reputation on the national and international stage as a city that can do it all was developed through a concerted community effort. Years of sound fiscal management, a growing population, and a shared vision for the city's future have all played a contributing role. Standard & Poor's affirmed its issuer credit and senior unsecured debt ratings on the City of Brandon as AA-. The rating reflects the city's robust economic growth, good operating performance, adequate liquidity, and moderate debt burden. This stable outlook reflects Standard and Poor's expectation that the city's economic performance will remain healthy.
- **In Brandon, You Truly Can Have It All:** At the end of the day, one of Brandon's greatest assets is the balance between profit and personal reward. Though Brandon presents all the diversity and convenience of a much larger centre, the city has remained a close-knit community that takes a great deal of pride in itself. A [low crime rate](#), [affordable housing](#), [educational excellence](#) and [abundant recreation](#) and cultural opportunities create a healthy environment to attract and retain employees. We invite you to take a closer look at Brandon, and you too will soon discover that the balance between business success and a fulfilling personal life is truly achievable.

Economic Development Brandon is here to support existing Brandon businesses in their quest for success, as well as to encourage new businesses to explore the opportunities Brandon has to offer in a competent and confidential manner. We offer a comprehensive menu of services including but not limited to:

- Site Selections
- Comprehensive Community Information
- Comprehensive Labour Market Information
- Coordination with City of Brandon Development Services Division
- Coordination with Education Allies on Workforce Training Programs
- Custom Demographic Research
- Economic Incentive Coordination with Provincial Agencies
- Employee Recruitment Resources

## Location

Brandon is centrally located to all major North American Centres.



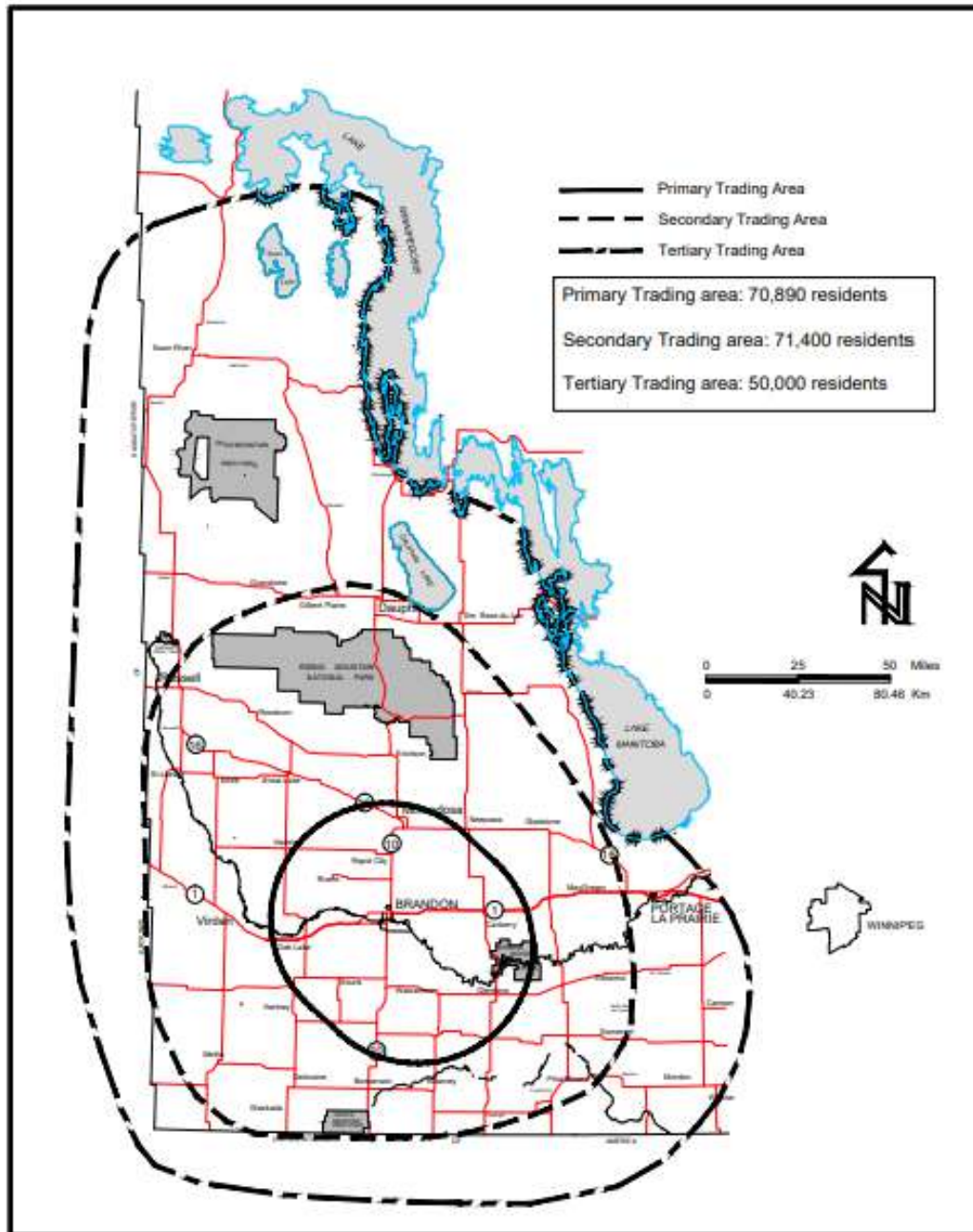


## Brandon's Trading Area

Being Manitoba's second largest wholesale & retail centre, Brandon provides goods and services to a wide geographic area with a population of more than 190,000 people. The primary trade area involves 70,800 residents in a concentric zone of approximately 60 km around the City.

The secondary trade zone stretches from the International Border to the south, east to MacGregor, north to Dauphin and west to Elkhorn (approximately 150 km east-west, and 200 km north-south). This area has an additional 71,400 residents.

The tertiary zone stretches north to Swan River, east to Portage la Prairie, south into North Dakota and west into Eastern Saskatchewan. Approximately 50,000 people reside in the tertiary zone.



## Brandon Advantages

Brandon is centrally located in the midst of a large trading area, has access to major transportation networks, a dependable labour supply, low utility rates, and no additional municipal business tax. There are numerous comparative advantages to locating your business in Brandon:

### Competitive Business Costs

- [Among the Lowest electricity rates in North America](#)
- [Ranked in the top 10 for lowest overall business costs across Canada](#)
- [Diversified Manufacturing Sector](#)
- No Additional Municipal Business Tax

### Location & Infrastructure

- [Bakken Formation Oil Field](#)
- [Direct air service to Calgary, AB via WestJet](#)
- [190,000 Customers in Trading Area, over 70,000 people within a 30 minute drive](#)
- [Mid Continent Location](#)
- [Industrial Wastewater Reclamation Facility](#) State of the Art facility with available capacity
- [Multimodal Trans-continental Transportation Network](#)
- [Home to Brandon University and Assiniboine Community College](#)

### Support for Business

- [Brandon Chamber of Commerce](#)
- [Entrepreneurship Manitoba](#)
  - [Product Commercialization Support Program](#)
- [Brandon Downtown Development Corporation Redevelopment Programs](#)
- [Established Research & Development Institutions](#)
- [Generous Research and Development tax credits](#)
- [Strategic Tax Incentives](#)
- [Futurpreneur Canada](#)

### Lifestyle & Business Balance

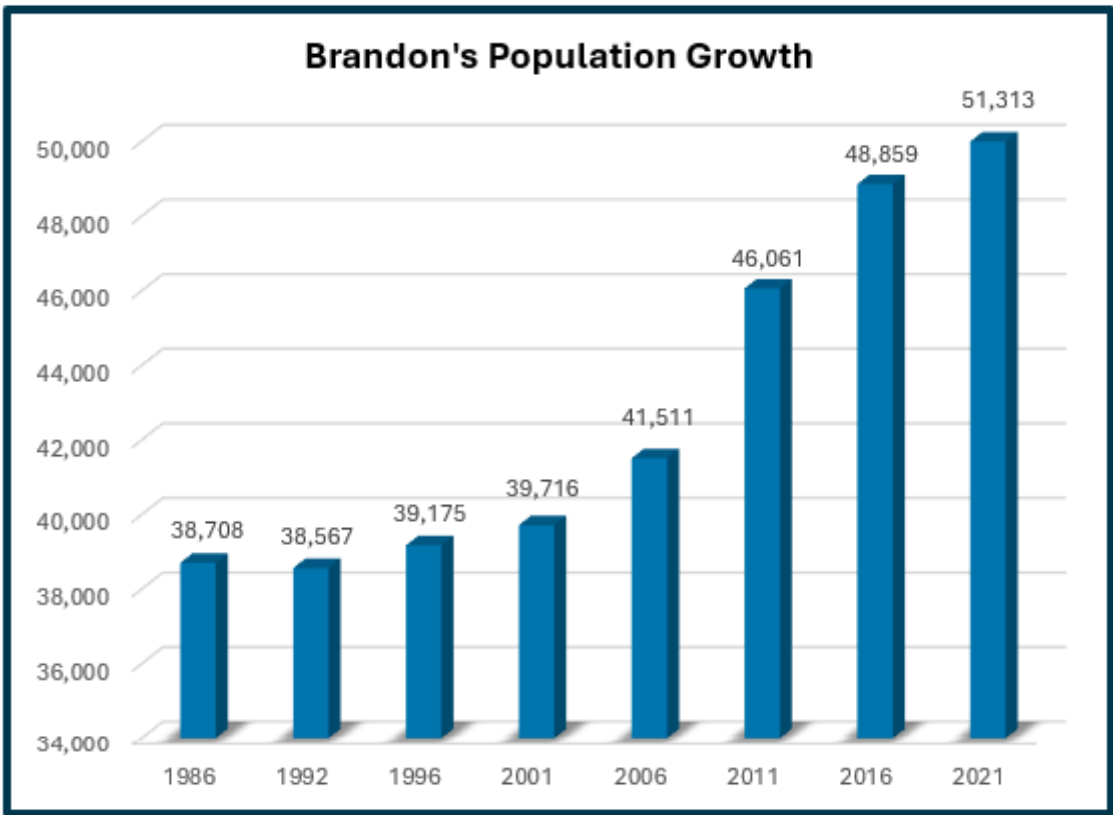
- [Affordable Cost of Living with](#) with an in-city commute of less than 15 minutes
- [Endless Recreation Opportunities](#)
- An Attractive Natural Environment - 20 minutes to Cottage Country
- 1 National and 3 Provincial Parks within 1 hour of Brandon

### The People

- [Growing Multi-cultural Community](#)
- [Unprecedented Population Growth](#)
- [Rural Commuting Patterns](#)
- [Diverse Labour Pool](#)

# Population Statistics

The City of Brandon’s population in the 2021 Census was **51,313**, an increase of **5%** from the 2016 Census. Brandon’s growth has kept pace with growing cities in Canada and demonstrates the opportunities available for individuals, families and businesses to grow and succeed. For more detailed information on Brandon’s demographics see the [statistics section](#) of Economic Development Brandon’s web site and at [Statistics Canada’s Summary of Brandon](#) web page. Total population for the Southwest Economic Region in 2021 was 117,432 an increase of 3.4% over 2016.



Statistics Canada 2021 Census of Population

Brandon Census 2021 Population and Dwelling Counts	
Population in 2021	51,313
Population in 2016	48,883
2016-2021 population change (%)	5%
Total private dwellings	22,526
Population density per square kilometer	649.2
Land area (square km)	79.04

Statistics Canada 2021 Census of Population



## Brandon Population Age Structure

Age characteristics of the population	Total	Male	Female
Total - All persons	51,315	25,150	26,160
Age 0-4	2,975	1,525	1,445
Age 5-9	3,345	1,736	1,610
Age 10-14	3,080	1,605	1,470
Age 15-19	3,160	1,600	1,560
Age 20-24	3,950	2,015	1,930
Age 25-29	3,755	1,955	1,805
Age 30-34	3,850	1,905	1,950
Age 35-39	3,810	1,935	1,875
Age 40-44	3,535	1,755	1,780
Age 45-49	3,100	1,570	1,535
Age 50-54	2,665	1,325	1,345
Age 55-59	2,925	1,380	1,545
Age 60-64	2,755	1,300	1,460
Age 65-69	2,410	1,150	1,260
Age 70-74	2,095	910	1,190
Age 75-79	1,400	575	830
Age 80-84	1,205	485	720
Age 85 years and over	1,290	440	850
Average age of the population	39.0	37.5	40.5
% of the population ages 15 and over	81.7%	80.6%	82.7%

*Statistics Canada 2021 Census - May not add due to rounding*



## Brandon Family and Household Characteristics

Characteristics	Brandon 2021
<b>Selected family characteristics</b>	
Total number of census families	13,515
Number of married-couple families	8,930
Number of common-law-couple families	2,120
Number of lone-parent families	2,456
Number of female lone-parent families	1,960
Number of male lone-parent families	500
Average number of persons per family	2.9
Number of 2 person families	6,930
Number of 3 person in families	2,850
Number of 4 person families	2,555
Number of 5 or more person families	1,190
<b>Selected household characteristics</b>	
Total private households	21,205
Households containing a couple (married or common-law) with children	5,070
Households containing a couple (married or common-law) without children	5,120
One-person households	6,595
Other household types	4,405
Average household size	2.3

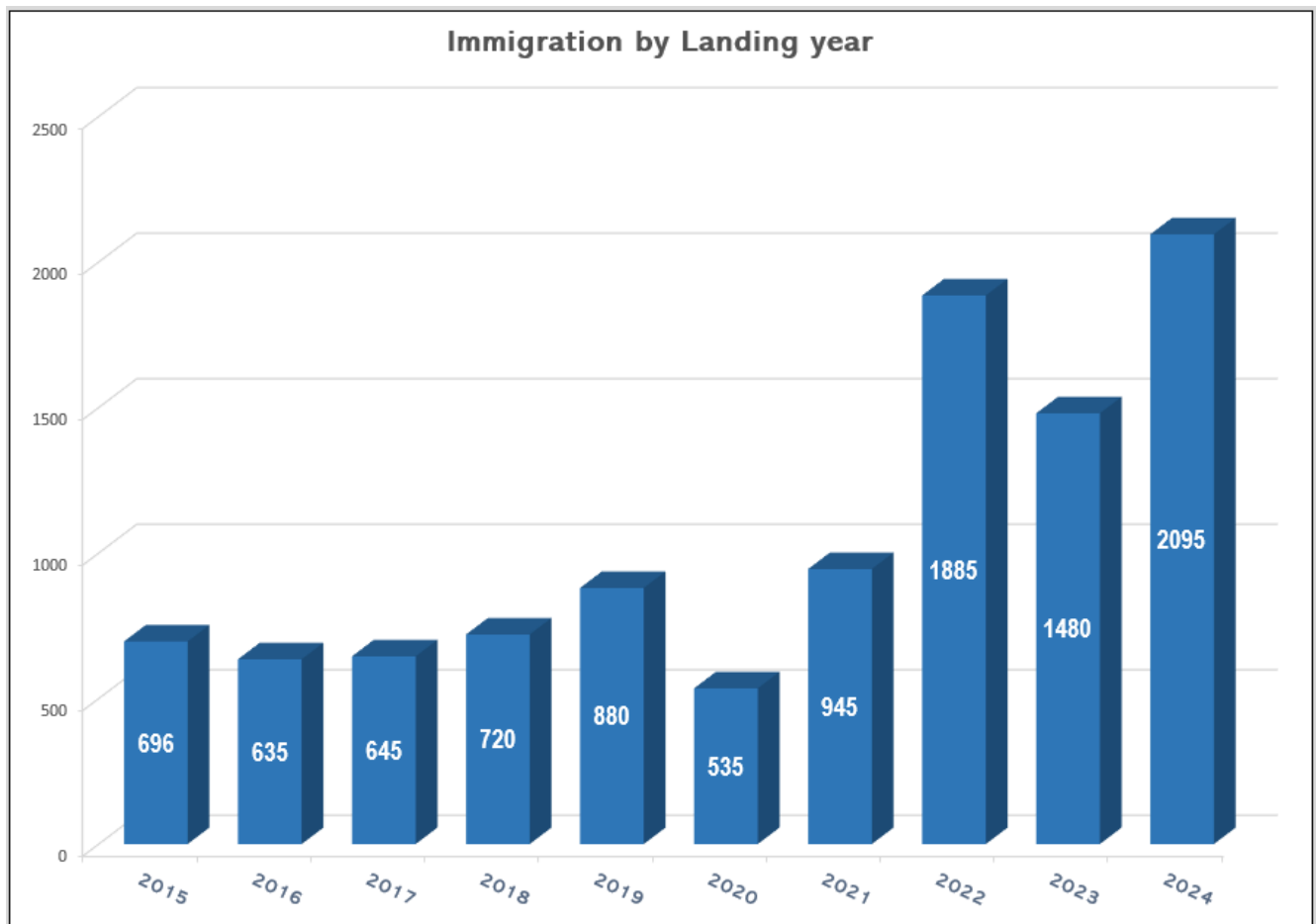
*Statistics Canada, Census profile 2021 - May not add due to rounding*



## Immigration Growth

Brandon's growing economy, coupled with a national labour shortage and highly successful immigration programs coordinated locally have resulted in notable immigration growth.

There are immigration programs available through the Economic Development office to assist with labour force needs.



Source: Citizenship and Immigration Canada

## Economic Base

Brandon is fortunate to have a varied economic base of the over 2,000 businesses operating in Brandon, Agri-food products and related services represent the area's largest industrial cluster, the manufacturing of metals, chemicals and pharmaceuticals account for the bulk of the remaining industrial jobs. Oil drilling and production continues in the area, employing a number of people and supporting business growth.

While Agriculture and Agri-food production are the largest sectors of our local economy; advanced manufacturing, oilfield services, regional retail, and event tourism sectors provide diversity to our economy and historically proven economic stability despite peaks and valleys in the farm economy.

Significant economic generators in Brandon include:

- Agri-Food processing
- Metal fabrication
- Industrial chemical production
- Farm fertilizer production
- Trucking & Rail Transportation
- Regional Health Care Centre
- Event hosting
- Regional retail and service provision
- Canadian Forces Base Shilo
- Bakken Formation oil field services
- Regional centre for recreation and entertainment
- Federal and provincial government service centres
- 
- Higher education
  - Brandon University
  - Assiniboine Community College
  - Manitoba Emergency Services College

## Largest Employers

Brandon has a significant, diverse portfolio of economic contributors, our largest employers include:

Manufacturing Companies Over 50 Employees	
	Total Employees
<a href="#">Maple Leaf Consumer Foods</a>	2000
<a href="#">Behlen Industries</a>	300
<a href="#">Koch Industries</a>	300
<a href="#">Saputo Dairy Products</a>	140
<a href="#">Atom Jet Group</a>	100
<a href="#">Chemtrade Logistics Inc.</a>	81
<a href="#">Pfiser</a>	80
<a href="#">Greenstone Building Products</a>	60
<a href="#">Leech Printing</a>	56
<a href="#">Modern Industrial Structures</a>	50

Public Sector over 100	
	Total Employees
<a href="#">Prairie Mountain Health</a>	2,680
<a href="#">Canadian Forces Base Shilo</a>	1,750
<a href="#">Brandon School Division</a>	1,150
<a href="#">Province of Manitoba</a>	688
<a href="#">City of Brandon</a>	500+
<a href="#">Assiniboine Community College</a>	500
<a href="#">Brandon University</a>	447
<a href="#">Manitoba Hydro</a>	338
<a href="#">Government of Canada</a>	225
<a href="#">Child &amp; Family Services Westman</a>	150

Non-Manufacturing Companies over 100 *	
	Total Employees
<a href="#">Paul's Hauling</a>	450+
<a href="#">Mazer Group</a>	375
<a href="#">BellMTS</a>	175
<a href="#">Westman Communications Group</a>	150
<a href="#">Westman Laboratory</a>	135
<a href="#">Westoba Credit Union</a>	130

Head Offices with National Scope			
	Total Employees	Local Employees	National Employees
<a href="#">Cando Rail Services</a>	360	80	280
<a href="#">Murray Chevrolet Cadillac Buick GMC</a>	1,000	90	910
<a href="#">Genesis Hospitality</a>	1,015	325	690



## Markets

Located near the geographic centre of North America, Brandon industries have ready access to the major mid-western markets of the United States, as well as Western Canada. Major centres such as Calgary, Minneapolis-St. Paul, Chicago, Kansas City and Denver are 1 - 2 days by truck. Access to the 5 million residents of the three Prairie Provinces can be accessed by next day delivery.

Intersection with major east-west freeways that traverse the United States is facilitated through major north-south highways in Manitoba. This opens all North America to trade. Through the Central North American, Red River and Mid-Continent Trade Corridors, trade flows from Canada's north to Mexico.

From Brandon	Truck	Rail	Inter-Modal	Air
TO:	Day(s)	Day (s)	Day (s)	Hours
Vancouver	2.5	2.5	3	3
Toronto	3	2	2	3.25
Montreal	3	2	3	3.75
Los Angeles	5	6	10	6
Kansas City	2	2.5	6	3.25
Houston	3	4	8	5
Denver	2	2.5	5	4
Minneapolis	1	1	3	1.5
Chicago	2	2	7	2
New York	3	3	8	4.25

## Oil Field Services Centre

Located an hour's drive from the Bakken Oil Field, exploration and production continue to drive growth throughout Brandon's economy. Employing thousands of people, drilling activity and production investments continue throughout the region.

The Oilfield Services sector benefit greatly from direct daily passenger air service to Calgary with [WestJet](#).

### A Sampling of Companies Directly Servicing the Oil Sector

[Apex Distribution](#)

[Atom Jet Group](#)

[Assiniboine Industrial Services](#)

[Cancade Company](#)

[Centec Electric & Controls](#)

[Evolve Surface Strategies](#)

[Kansteel Manufacturing, a Division of Fre-Flo Oil](#)

[Modern Industrial Structures Brandon](#)

## Canadian Forces Base Shilo

Employing approximately 1,800 people, CFB Shilo is located 30 kilometres east of Brandon and covers approximately 40,000 hectares. Canadian Forces Base Shilo has been the site of military activity in the region since 1910 and has a significant influence on Brandon's economy.

CFB Shilo is home to the First Regiment Royal Canadian Horse Artillery (1RCHA), and the Second Battalion Princess Patricia's Canadian Light Infantry (2PPCLI). Both of these units are part of 1<sup>st</sup> Canadian Mechanized Brigade Group. The base is also home to a component of the 3<sup>rd</sup> Canadian Division Training Centre, the 3<sup>rd</sup> Canadian Division Signals Squadron, and the 11<sup>th</sup> Canadian Forces Health Services Centre, as well as being the "Home Station" of the Royal Canadian Artillery. Other supported units include 26<sup>th</sup> Field Regiment, Royal Canadian Artillery, Brandon's own Army Reserve Unit and the 38<sup>th</sup> Canadian Brigade Group Headquarters, located in Winnipeg.

CFB Shilo also provides training facilities for a number of other organizations including the Royal Canadian Mounted Police, many local cadet units and Manitoba Corrections. In addition to the Canadian soldiers who train at CFB Shilo troops from several foreign countries, including Germany, France, Denmark and the United States, have trained at the base.

Additionally, CFB Shilo supports domestic operations as required with a current population of approximately 1,400 people. The base has approximately 600 residential housing units, operates its own sewer and water system and provides fire and ambulance services to base residents and neighboring communities.



## Operating Costs

Brandon has historically appeared at the top of the charts as a very cost-effective city in which to do business.

## Greater Profitability

Brandon has the highest pre-tax net income for both small and large **manufacturing firms**. A talented, well-educated, and productive labour force, low utility costs and lower than average start-up costs contribute to the cost advantages of operating a manufacturing plant in Brandon. Overall competitiveness is measured by comparing internal rates of return and other factors.



## Education & Training Levels

The 2021 Census showed an estimated 50% of those aged 15 years and over in Brandon reported a university or college certificate, diploma, or degree and 83% of the population aged 15 years and over have a high school graduation certificate or higher. Brandon School Division has dual diploma options for students to complete high school with an academic as well as an additional trade certificate.

The percentage of citizens with an advanced education as well as the level of education achieved, is a great advantage to those interested in developing a business in Brandon. Our well-educated work force can be attributed to access to our post-secondary institutions like Brandon University, Assiniboine Community College, and Manitoba Emergency Services College as well as Brandon Regional Health Centre being a teaching hospital.

Please visit Brandon's major post-secondary institutions online for more detailed information:

[Brandon University](#)   [Assiniboine Community College](#)   [Manitoba Emergency Services College](#)

Highest Certificate, Diploma or Degree of Brandon (CY) 2021 (population aged 15 years and over)		
	Total Number	%
No certificate, diploma, or degree	6,985	17%
High school certificate or equivalent	13,330	33%
Apprenticeship or trades certificate or diploma	2,805	7%
College, CEGEP, other non-university certificate or diploma	7,920	20%
University certificate, diploma, or degree	9,410	23%
Total population 25 to 64	40,450	100%

*Statistics Canada, Census 2021*

Canadian Comparison Highest Certificate, Diploma or Degree 2021 (population aged 15 years and over)			
	Brandon	Manitoba	Canada
No certificate, diploma, or degree	17%	19%	16%
High school certificate or equivalent	33%	31%	27%
Apprenticeship or trades certificate or diploma	7%	7%	9%
College, CEGEP, other non-university certificate or diploma	20%	18%	19%
University certificate, diploma, or degree	23%	26%	30%
Total Post-secondary Graduates	50%	51%	58%

*Statistics Canada, Census 2021*

## Research and Development

### [Brandon Research Centre \(BRDC\)](#)

The Brandon Research & Development Centre is one of Agriculture and Agri-Food Canada's national network of nineteen research centers. The Research Centre in Brandon is one of the original five experimental farms established by the Federal Government in 1886 under The Experimental Farm Station Act. The BRDC conducts research on crop production, including fertilization requirements of crops, ecology and control of weeds, biology and management of crop diseases, genetics and breeding of barley, management of pastures and cattle, land resource management, and impacts of agriculture on the environment.

### [Brandon University](#)

Over the past number of years, the landscape of research activities at Brandon University has changed and grown. Five Canada Research Chairs have been recruited and new appointments in a variety of departments have brought new research agendas to the campus. The University's commitment to building research capacity has also led to the establishment of several new research laboratories created to enhance the research experiences of both faculty and students. These include Environment Sciences Laboratory, Cell Biology and Neuroscience Laboratory, Functional Genomics Laboratory, Mycology Research Laboratory and the Archaeological Residue Analysis Laboratory.

### [Laboratory for Applied Research in Resource Geology \(L.A.R.G.\)](#)

The L.A.R.G., overseen by Dr. Hamid Mumin and Dr. Simon Pattison, is a state-of-the-art petrographic and analytical research facility that provides a focal point for Geoscience Research at Brandon University, and for university, government, and industry collaborations. Research is conducted on the geology, mineralogy, and chemistry of mineral and energy resources in various locations across Canada and internationally.

### [Assiniboine Community College Applied Research Office](#)

The diversity of Assiniboine's faculty and commitment to undertaking practical research activities uniquely positions the Applied Research Office to help solve technical and operational issues for business while at the same time adding invaluable experience to the student's academic career. The college's applied research activities provide benefits, such as:

- Program curricula that is current and relevant to business.
- Faculty and students that are more effectively engaged with industry.
- Enhanced educational outcomes as students become involved in projects aimed at solving issues faced by industry and organizations.
- Businesses, organizations, and communities that benefit from the expertise and problem-solving capacity found at Assiniboine.
- Faculty and students of Assiniboine that gain access to and experience with advanced equipment and processes.
- Businesses and organizations increasingly recognize ACC's contribution and value, which translates to increased industry support for capital and program development and projects.



## Additional Manitoba Research Centres

Many of the research resources within Manitoba, are already leveraged by Brandon based companies demonstrating the ease of accessibility to any or all the following facilities.

Agriculture and Agri-Food Canada's Research: [agriculture.canada.ca/en/science](http://agriculture.canada.ca/en/science)

Canadian Centre for Agri-Food Research in Medicine: [www.sbrc.ca](http://www.sbrc.ca)

Canadian International Grain Institute: [cerealscanada.ca](http://cerealscanada.ca)

Canada-Manitoba Crop Diversification Centre: [mbdiversificationcentres.ca](http://mbdiversificationcentres.ca)

Food Development Centre: [www.gov.mb.ca/ MAFRD/ Food Development Centre](http://www.gov.mb.ca/MAFRD/Food%20Development%20Centre)

Richardson Centre for Functional Foods and Nutraceuticals: [umanitoba.ca/centres/rcffn](http://umanitoba.ca/centres/rcffn)

## Manitoba Emergency Services College

Manitoba Emergency Services College is an educational institution unique to Brandon. The Emergency Services College is committed to providing superior emergency response training programs that meet the needs of emergency services and industry. The College offers a full-time program for persons interested in a career in the Emergency Services field.

Program areas include Fire and Rescue, Emergency Medical, Law Enforcement, Hazardous Materials Response, Building and Fire Code Use and Application, Fire Inspector, Fire Officer, Investigations, Emergency Services Management, Industrial Fire and Rescue, Industrial Response to Hazardous Materials, Emergency Medical and Public Safety.



## Labour Force

Brandon's labour force is regional in nature and has proven to be extremely stable, committed and well educated. At 67,000 and growing, the labour force is drawn from not only the city but the surrounding municipalities with as much as 21% of the labour force living in rural communities outside the city's boundaries. The combination of a well-educated and rural rooted workforce is a key strength of Brandon providing highly skilled people to employers year after year.

Unemployment Rates by Month % Brandon (CA)						
	2024	2023	2022	2021	2020	2019
January	5.9	4.1	7.1	5.8	5.8	3.2
February	6.0	4.0	7.3	5.4	4.9	3.5
March	5.6	4.2	6.5	5.6	5.8	3.0
April	5.3	4.7	5.0	4.8	9.6	3.9
May	5.4	5.1	4.9	5.4	11.2	4.4
June	5.6	5.0	4.6	5.5	12.9	4.7
July	6.2	5.3	4.5	5.8	9.7	5.6
August	5.4	5.6	5.1	5.6	9.6	6.5
September	4.9	6.0	4.0	5.6	7.4	6.7
October	4.2	6.3	4.1	6.4	6.7	6.5
November	4.7	5.9	2.7	6.1	5.6	6.8
December	5.4	6.3	3.3	7.1	5.3	6.8
Annualized Rate %	5.4	5.5	4.7	5.9	7.8	5.3

Source: Statistics Canada Labour Force Survey \*Unadjusted Rates (%),  
3 month moving average, due to an extremely small sample size, the numbers are estimates only.

Monthly data for 2025 can be found at [economicdevelopmentbrandon.com/unemployment-rate](https://economicdevelopmentbrandon.com/unemployment-rate)



# Labour Force Activity

Brandon’s unemployment rate in 2024 was 5.4% with a 69.5% participation rate.

City of Brandon Labour Force age 15 years an older – 2024	
	Total
Total Population 15 years and older	53,100
Total Labour Force	36,900
Total Employed	34,900
Participation rate (%)	69.5%
Unemployed	2,000
Unemployment rate (%)	5.4%

Statistics Canada Table: [14-10-0391-01](#) Labour Force characteristics, annual

The Southwest region of Manitoba is a notable contributor to the local labour pool. The unemployment rate in 2024 was 4.7% with a 67.1% participation rate.

Southwest Manitoba Economic Region Labour Force – 2024	
	Total
Total Population 15 years and older	94,600
Total Labour Force	63,500
Total Employed	60,400
Participation rate (%)	67.1%
Unemployed	3,000
Unemployment rate (%)	4.7%

Statistics Canada Table: [14-10-0393-01](#) Labour Force characteristics, annual

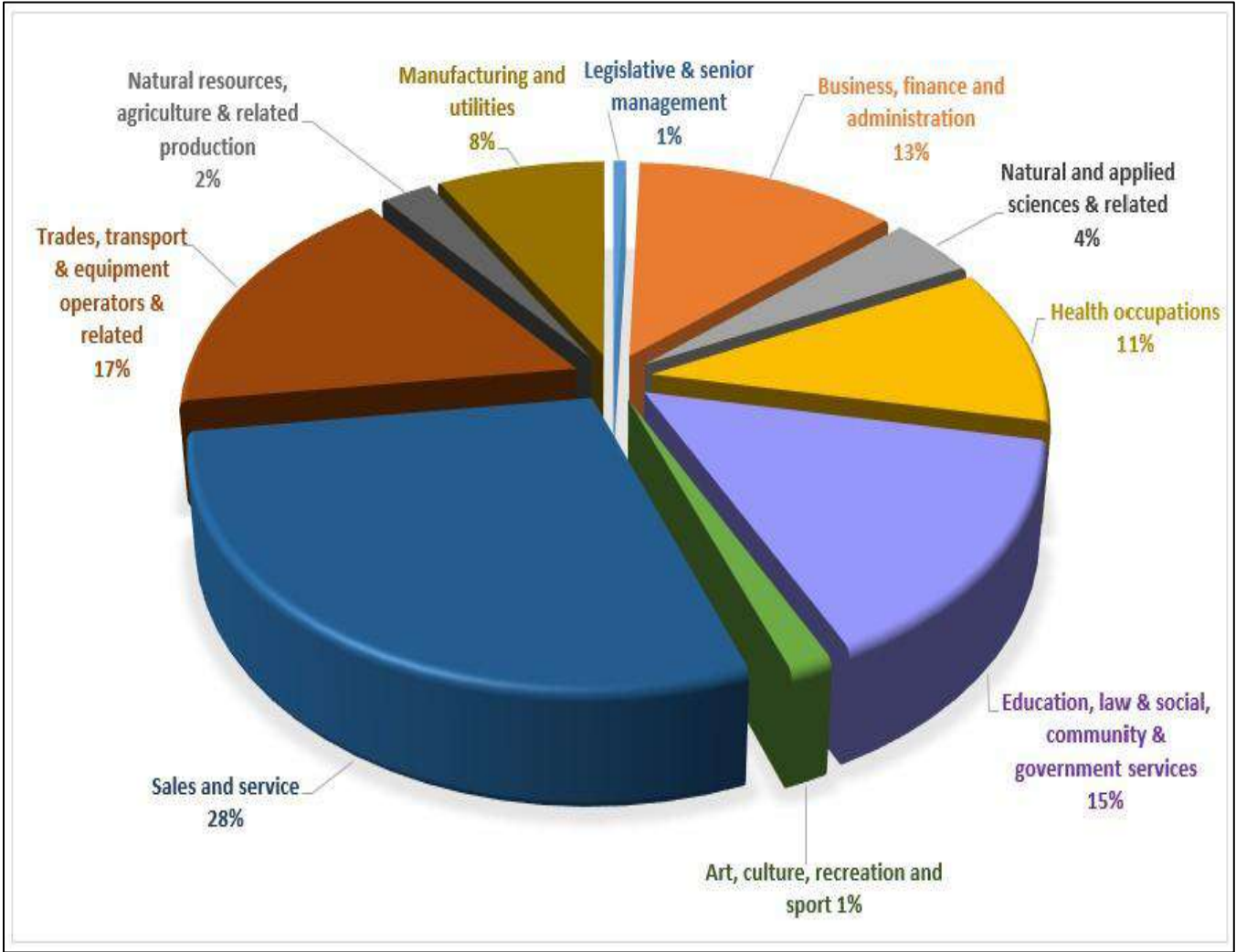
# Industry Employment



Brandon’s diverse and reliable workforce provides companies with the talent they need to develop and produce a wide range of products. This diverse business economy also creates overlapping opportunities for companies to supply or source goods and services across multiple sectors of industry.

The highest sectors as shown on the graph below are sales and service, trades transport & equipment operators, education, government, social & law, finance and administration and manufacturing.

**Brandon – Employment by Industry Sector 2021 Moving Average  
15 years and over, Brandon (CY)**

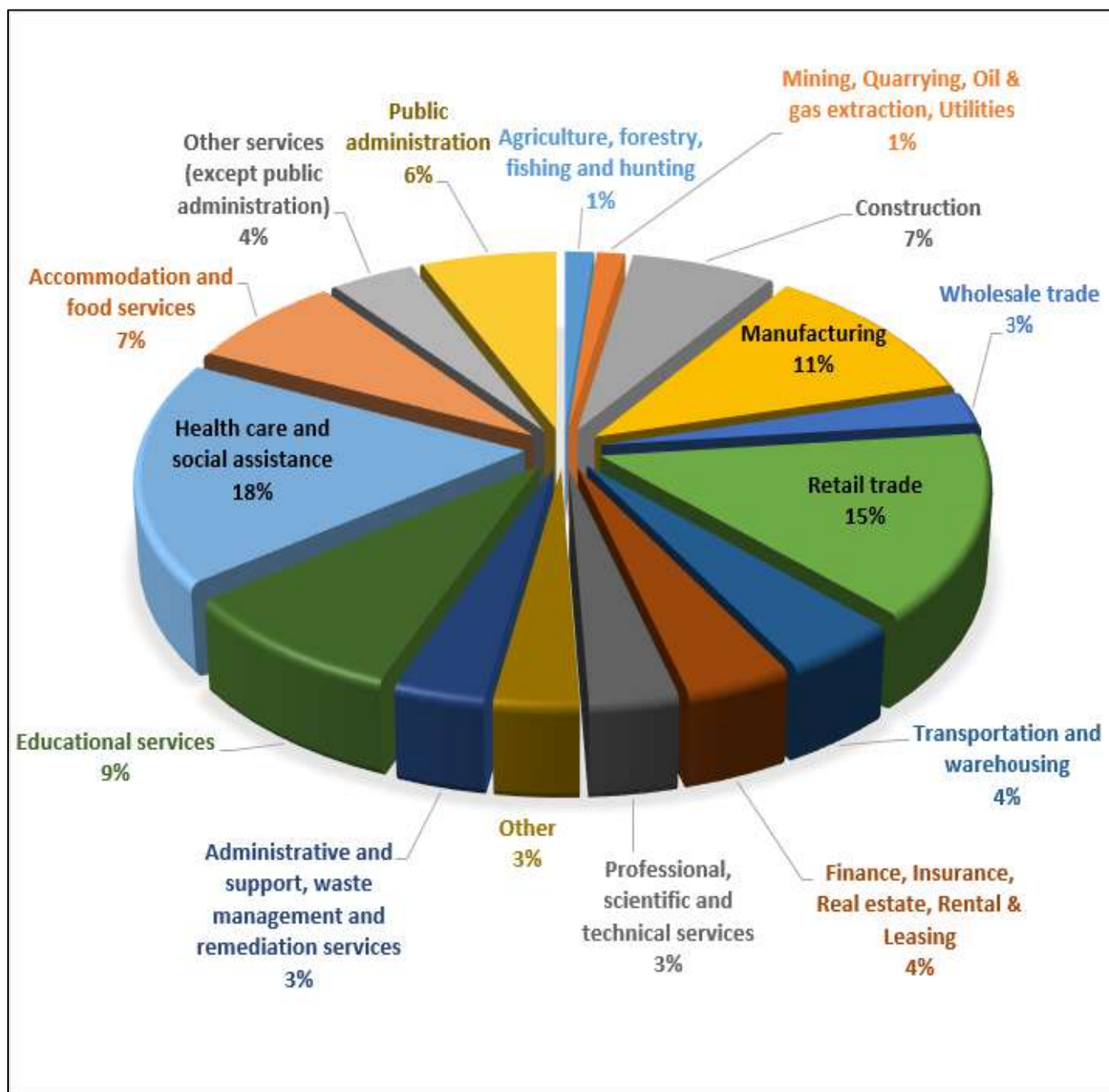


Statistics Canada, Census 2021



## Brandon – Employment by Occupation 2021 Moving Average 15 years and older, Brandon (CY)

As noted on the graph below the highest employment by occupation are in healthcare, social assistance, retail trades, manufacturing, education, accommodation and food service, construction, public administration and transportation and warehousing.



Statistics Canada, Census 2021



## Income Overview

Salaries and wages often constitute the major expenditure of an enterprise. Brandon and the Province of Manitoba are very competitive in average hourly earnings by employees.

Manitoba's minimum wage is \$15.80 per hour. Median Individual Income in 2021 was \$39,850 and Median Economic Families income was \$97,000.

Detailed reports including unemployment rates, wage reports, employment by industry and education, union information and income levels can be found at [www.economicdevelopmentbrandon.ca/labour-force](http://www.economicdevelopmentbrandon.ca/labour-force).

2024 Provincial Median Hourly Wage							
	British Columbia	Alberta	Saskatchewan	Manitoba	Ontario	Québec	Nova Scotia
Total employees, all industries	\$38.70	\$38.66	\$34.50	<b>\$32.07</b>	\$38.69	\$35.99	\$32.41
Wholesale & Retail Trade	\$31.64	\$30.50	\$29.29	<b>\$27.86</b>	\$32.00	\$29.94	\$25.59
Construction	\$37.98	\$38.53	\$34.78	<b>\$33.16</b>	\$37.75	\$36.88	\$30.94
Manufacturing	\$36.76	\$36.41	\$33.22	<b>\$29.28</b>	\$35.14	\$34.33	\$33.43
Finance, Real Estate, Insurance	\$41.47	\$43.73	\$39.42	<b>\$35.85</b>	\$45.59	\$43.38	\$33.44
Health care & social assistance	\$36.84	\$35.33	\$32.58	<b>\$30.84</b>	\$35.62	\$32.52	\$32.10
Public administration	\$46.13	\$46.72	\$41.41	<b>\$40.41</b>	\$47.53	\$43.46	\$42.51
Accommodation & food services	\$24.14	\$22.35	\$18.17	<b>\$19.74</b>	\$22.67	\$23.28	\$19.79
Transportation & warehousing	\$36.57	\$36.94	\$33.00	<b>\$30.68</b>	\$33.92	\$32.00	\$31.32
Utilities	\$49.79	\$52.50	\$50.04	<b>\$40.85</b>	\$57.13	\$52.88	\$43.09
Agriculture	\$30.24	\$26.14	\$29.11	<b>\$24.58</b>	\$25.98	\$24.57	\$22.95
Professional, scientific, and technical services	\$51.27	\$47.86	\$40.19	<b>\$38.42</b>	\$50.14	\$43.49	\$43.77

Source: Statistics Canada. Table 14-10-0064-01 Employee wages by industry, annual

## Language Abilities

In addition to a core population of English speakers, the City of Brandon has significant numbers of residents whose mother tongue is Spanish, Chinese, Gujarati, Mandarin, German and Ukrainian as well as a wide variety of other non-official languages. In addition to those languages specified in the following chart, a wide variety of other non-official languages were reported by smaller numbers in Brandon.

Knowledge of Official Languages and Mother Tongue Languages in Brandon (CY)		
Official Languages	Brandon (CY) 2021	Brandon (CY) 2016
English only	46,705	44,235
English and French	1,440	2,525
French only	15	15
Neither English nor French	1,095	1,165
Mother Tongue Languages		
English	39,020	38,480
Spanish	1,970	2,175
Chinese; n.o.s.	1,385	1,545
German	580	565
Ukrainian	505	620
French	485	620
Mandarin	990	1,130
Tagalog (Filipino, Pilipino)	470	310
Amharic	305	225
Korean	140	155
Creoles	80	95
Russian	165	175
Ojibway	60	75
Polish	55	85
Gujarati	1240	585
Dutch	55	80
Punjabi	455	200
Cree; n.o.s.	100	55
Arabic	150	85
Afrikaans	85	95
Cantonese	355	345
Urdu	110	105

Source: Statistics Canada, 2021 Census

## Relocation and Expansion

### Workforce Development

Partnering with business, industry and labour to enhance workforce skills and knowledge, [Economic Development, Investment, Trade and Natural Resources](#) promotes business and industry-related human resource development to create a highly skilled, knowledgeable and adaptable workforce in Manitoba. This focus recognizes that a high-performance workplace is directly linked to meeting business goals and improving bottom-line results. From training strategies and human resource needs assessment to supporting corporate investment in skills training.

### Skilled Worker Immigration

Many of Brandon's existing businesses have increased their skilled workforce through the [Manitoba Provincial Nominee Program](#) (MPNP). The Province of Manitoba selects experienced workers from around the world based on the needs of Manitoba employers and provides assistance in recruiting these workers. Many employers take advantage of Manitoba's international recruitment agreements to hire temporary foreign workers. These agreements can ease your recruitment process by assisting you in the identifying and recruiting foreign workers in a safe and ethical manner. Manitoba has recruitment agreements in place with France, Germany, Mexico, and Iceland. Government agencies in each of these countries help Manitoba employers to develop accurate job descriptions of your company's employment opportunities. These agencies check their regularly updated pool of candidates interested in working abroad and they can also advertise your positions on their website and other print media. Following that, pre-screened workers' applications are sent to you for your consideration. For more recruitment and selection strategies, see the [Recruitment Steps](#) section of the Immigrate Manitoba website.

### Land and Building Development

The City of Brandon Planning & Building Safety Department is responsible for community planning and building inspection for the City of Brandon. The Building Safety section reviews and issues building permits focusing primarily on life safety issues. Planning staff review all building permit applications for compliance with the Development Plans, the City of Brandon Zoning By-law, the Manitoba Building Code, and the City of Brandon Building By-law. In addition, planning staff will coordinate the review of your project by related agencies and departments.

Applications within the City of Brandon for Variation Orders, Conditional Use Orders, Subdivisions, Zoning By-law Amendments and Development Plan Amendments are all received and processed through this single window service center. We encourage all potential builders and developers to meet with the Planning Department team in the initial stages of their project to discuss any issues and questions they have pertaining to development within the City of Brandon.

Building permit and land development fees are competitive with other cities of comparable size across the country. A copy of the fee schedule is available from the [City of Brandon's website](#).

## Availability of Land

Brandon offers an abundance of available developed and undeveloped properties for the establishment of businesses and industries. The Economic Development Office maintains close contact with property owners and is available to discuss your property needs.

For more information and access to our interactive map, visit our website page [Industrial Development Opportunities](#) or contact: Economic Development Brandon at 204-729-2132 or email [econdev@brandon.ca](mailto:econdev@brandon.ca)



## Building Permits

Brandon continues to experience growth patterns throughout all sectors of the local economy. Annual building permits remain strong year after year. For historical data, contact us.

Building Permits 2024		
	# of Permits	Dollar Value
Residential	276	\$57,664,934
Commercial	120	\$16,983,607
Industrial	22	\$34,467,070
Educational/Institutional	17	\$11,829,824
Other	3	\$6,070,091
Total	438	\$127,015,528

Source: [City of Brandon Development Services](#)

For current monthly permit data visit the City of Brandon Planning & Building Safety website. [brandon.ca/information-happenings/permit-statistics](http://brandon.ca/information-happenings/permit-statistics)

## Construction Costs

Construction costs are dependent upon the needs of individual industries and businesses. The Economic Development Brandon Office, the [Construction Association of Rural Manitoba Inc.](#) and individual contractors can assist in the processing of individual requests for information.

Below are the estimated averages for various types of buildings and are meant to provide rough guidelines for a “building from scratch” turn-key facility.

### Commercial/Industrial Construction costs

- Warehousing \$90 - \$200 / sq. ft.
- Industrial \$120 - \$450 / sq. ft.
- Retail space \$150 - \$300 / sq. ft.
- Office space \$230 - \$300 / sq. ft.
- Restaurant \$325 - \$400 / sq. ft.

### Residential construction costs

- Multi-family Residential \$210 - \$300 / sq. ft.
- Single Detached Dwelling \$210 – \$375 / sq. ft.

*Source: Horizon Builders, Crane Steel Structures & Sutton Harrison Realty, Brandon Manitoba*

Commercial Rental Rates Brandon	
	Cost/Sq. Ft.
<b>Retail &amp; Office</b>	
Downtown	\$7 - \$10*
Arterial Commercial Areas	\$10 - \$20*
Shopping Centres	\$35 - \$70*
Mall Food Court	\$120 - \$200*
<b>Industrial/Warehousing</b>	
East End Industrial Area	\$8 - \$10

Source: Sutton Harrison Realty Brandon Manitoba

\*Rents may be Triple Net or have additional CAM fees.





# Residential Construction

As one would expect in a growing community with a continuous population growth, Brandon has recorded a steady increase in the number and dollar volume of building permits across all sectors of the economy.

Despite strong residential growth, Brandon continues to exhibit signs of a community in which the housing demand continues to exceed supply. Brandon’s rental vacancy rate continues to be extremely low, currently hovering around 2.1 percent. Brandon’s average housing price continues to grow and remain strong.

Residential construction continues to be strong, with over 2,800 new units constructed in the last decade. Of these newly constructed units, approximately half were multiple family units. From 2020 to 2024 Brandon averaged 271 new dwelling units per year with 2020 being a boom year through the pandemic. Despite strong residential growth, Brandon continues to exhibit signs of a community in which the housing demand continues to exceed supply.

New Residential Units					
	2020	2021	2022	2023	2024
# of New Residential Units Added	470	208	259	187	232



## Utilities

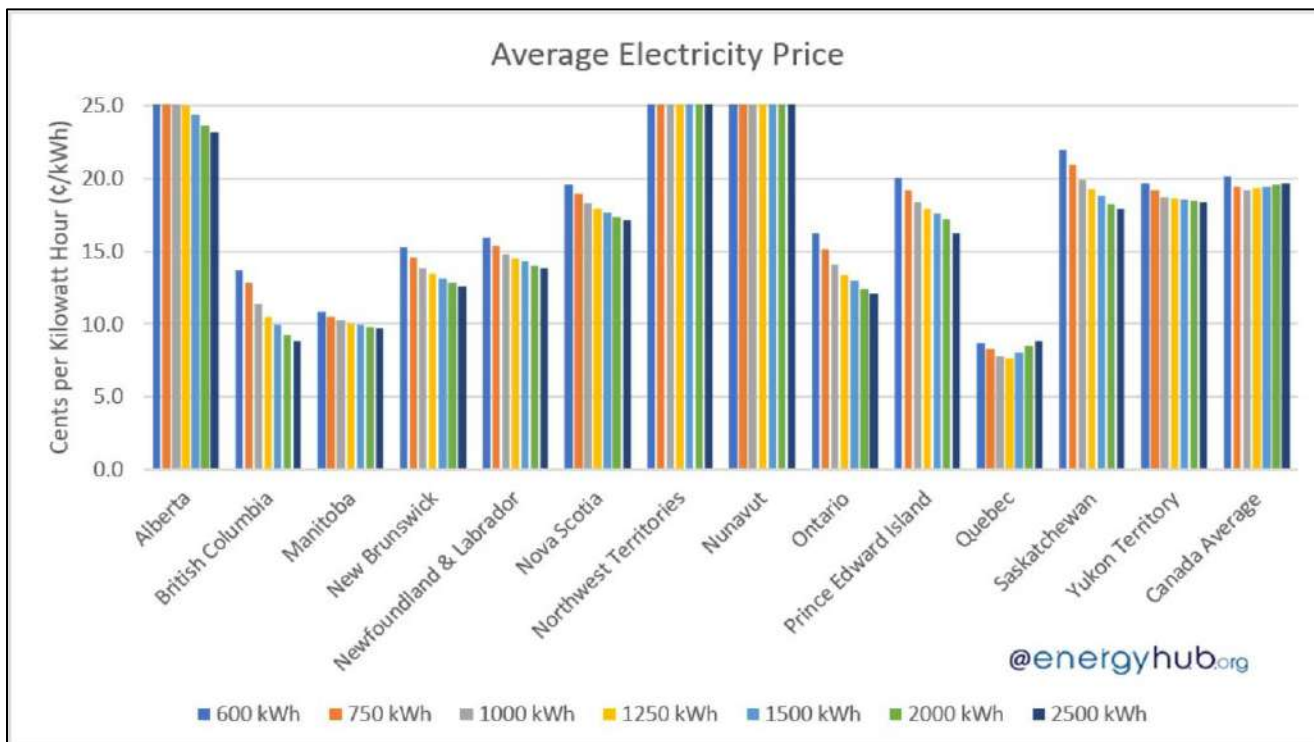
The City of Brandon is a modern City with availability to all modern utilities for industrial, commercial, and residential development. Potable water, sanitary sewers, storm sewers and transportation routes are regulated by the City of Brandon. Electricity and Natural Gas are available through Manitoba Hydro. Communication infrastructure is available from several utility companies offering a variety of solid state, fiber optic or wireless options.

## Electrical Power

One of the biggest advantages the City of Brandon boasts is access to an abundance of affordable and reliable electricity generated by the publicly owned utility, Manitoba Hydro. Nearly all of Manitoba Hydro's electricity is generated from self-renewing hydro power, with over 99% of total production generated by fifteen hydroelectric generating stations, primarily on the Winnipeg, Saskatchewan, and Nelson rivers. Manitoba Hydro also operates two natural gas thermal generating stations in Brandon and Selkirk for system reliability purposes and it purchases power generated from two independent wind farms located in St. Leon and St. Joseph, Manitoba. In addition to providing residential and commercial customers with electricity and natural gas, Manitoba Hydro promotes energy conservation through energy efficiency programs.

The following chart demonstrates the potential savings to [Electricity Customers in Manitoba](#). Data through [www.energyhub.org](http://www.energyhub.org) show that Manitoba's electricity cost remains second lowest in Canada.

### Electricity Prices in Canada 2024



Source: [www.energyhub.org/electricity-prices](http://www.energyhub.org/electricity-prices)

Natural Gas

Manitoba Hydro, through its subsidiary, [Natural Gas](#), provides natural gas service throughout the City of Brandon and surrounding region. Their rates are determined using a 12-month forecast that is reviewed and adjusted on a regular basis. Rates vary with volumes purchased and the nature of your purchasing agreement.

Water & Wastewater

Brandon has an excellent supply of potable water and access to an independent water supply is available in select locations. The City of Brandon's [Water Treatment Plant](#) provides a water supply capacity of 40 million litres per day and operates between 45% and 65% capacity, depending on demand. The Assiniboine River, which runs through the city, is the sole source of water during normal operation. There is a limited 90-day supply of water provided by wells. The river flows are augmented during low flow periods by the release of water from the Shellmouth Reservoir.

The [City of Brandon Water Reclamation Facility](#) has treated effluent, for use as industrial process water in the range of 20-25 ML per day. The City of Brandon is willing to partner with industry with regards to providing the effluent as industrial use water, a partnership that could provide substantial economic and environment benefits to industry. Supplying the effluent as industrial use water does not impact the environment and lies within the purview of the City’s existing Environment Act Licence; this alone may significantly shorten project timelines and eliminates licensing uncertainty.

Additional information on Brandon water can be found in the [Brandon Water Supply Annual Report](#).

Water Consumption Costs 2024 (Rates per cubic metre)			
	Water	Wastewater	Total
First 150 CU. M per Quarter	\$2.46	\$2.35	\$4.81
Next 2,850 CU. M per Quarter	\$2.46	\$2.35	\$4.81
All over 3,000 CU. M per Quarter	\$2.46	\$2.35	\$4.81

*Industrial users are subject to site-specific rates. Quarterly Service Charge (per water meter) \$19.17*



## Telecommunications

Brandon is a highly wired city serviced by an excellent telecommunications network and a full range of service providers.

### [Bell MTS](#)

Supported by Bell's industry-leading investments in advanced networks and media content, Bell MTS provides TV, high-speed internet services, 4G LTE wireless, home phone, security systems and business services including unified cloud and managed services.

### [Westman Communications Group](#)

Westman Communications are dedicated to providing their customers with state-of-the-art technology and services in cable TV, fibre optics, internet, telephone, advertising, and broadcasting for residential and business clients in Brandon and many rural Manitoba communities.

### [Xplornet](#)

Delivering business Internet through reliable networks to urban, rural, and remote businesses across Canada.

### [Starlink](#)

Starlink's high-speed, low-latency service is made possible via the world's largest constellation of highly advanced satellites operating in a low orbit around the Earth.

Media and Communications Providers		
Cellular Telephone	<a href="#">Bell MTS</a> <a href="#">Rogers</a> <a href="#">Telus Mobility</a>	<a href="#">Fido</a> <a href="#">Koodo</a> <a href="#">Virgin Plus</a>
Daily Newspaper	<a href="#">Brandon Sun</a>	
Local Internet Service	<a href="#">Bell MTS</a> <a href="#">Westman Communications Group</a> <a href="#">Xplornet</a>	
Radio Coverage	<a href="#">CBC Radio 1 – 97.9 FM</a> <a href="#">CBC Radio 2 – 92.7 FM</a> <a href="#">Q-COUNTRY – 91.5FM</a> <a href="#">STAR FM – 94.7 FM</a> <a href="#">BOB FM – 96.1 FM</a> <a href="#">PURE COUNTRY – 101.1 FM</a> <a href="#">NCI RADIO – 107.5 FM</a>	<a href="#">News Radio</a> <a href="#">News Radio</a> <a href="#">Country</a> <a href="#">Alternative</a> <a href="#">Classic Rock</a> <a href="#">Country</a> <a href="#">Country</a>

## Business Taxation

Brandon's municipal taxes for business are incredibly competitive with cities across Canada. Among other Manitoba communities, Brandon has the third lowest commercial mill rate behind Winnipeg and Steinbach. It must also be noted that Brandon does not levy a separate additional business tax.

See the [Manitoba Assessment Branch](#) website for detailed property tax assessments.

City of Brandon Property Tax Mill Rates, 2024				
	Municipal	Local Education	MB Education	Total
Residential	17.010	14.148	0	31.158
Commercial	17.010	14.148	8.128	39.286

Residential & Commercial Mill Rate Comparison (Education & Municipal)			
Community	Residential Mill Rate	Commercial Mill Rate	Business Tax
<a href="#">Brandon</a> (2024)	31.158	31.158	0
<a href="#">Dauphin</a> (2023)	31.807	39.947	0
<a href="#">Portage la Prairie</a> (2023)	32.563	40.703	0
<a href="#">Steinbach</a> (2024)	27.139	35.267	0
<a href="#">Thompson</a> (2024)	47.351	55.480	0
** <a href="#">Winnipeg</a> (2024)	27.282	35.514	4.84 % of Annual Rental Value

\*\*Winnipeg, local education based on Winnipeg School Division.

Corporate Taxes (Canada & Manitoba) and Payroll Costs (Manitoba) 2024			
Canada & Manitoba	Federal	Provincial	Total
Total Federal & Provincial Corporate Income Tax Rate	15%	12%	27%
Total Federal & Provincial Small Business Income Tax Rate	9%	0%	9%
Manitoba Provincial Sales Tax	7.0%		
Federal Goods & Services Tax (GST)	5.0%		
Major Payroll Costs (Canada)			
<a href="#">Employment Insurance</a>	1.66%, maximum \$1,468.77		
<a href="#">Canada Pension Plan</a>	5.95%, maximum \$3,867.50		
Payroll Tax (Manitoba) (Health and Post-Secondary Education Tax Levy)			
Payroll under \$2.25 million	Exempt		
Payroll between \$2.25 million and \$4.5 million	4.3% on amount over \$2.25 mill		
Payroll over \$4.5 million	2.15% of the total payroll		

Source: [Manitoba Finance](#) & [Canada Revenue Agency](#) & [Provincial Payroll Tax](#)



## Transportation

Brandon lies at the crossroads of two major highway systems and two Class 1 Railroads. The Trans-Canada Highway (#1) passes east-west through the city while Highway #10 passes north-south. An added advantage is the Eastern Access Route: a two-lane highway that avoids downtown traffic, designed for truck traffic, and leads directly to the industrial district on the eastern edge of the city.

Brandon's location in the centre of North America combined with the multimodal transportation network provides multiple logistics efficiencies.

Brandon also has daily passenger air service to Calgary, Alberta.


Transportation Data Overview	
Railroads (by Rail Carrier)	
Name	CN Rail
Main or Branch Line	Branch - access to Main line 20KM
Short line or National	Class 1 - International
Nearest Switching Yard (miles)	local
Name	CP Rail
Main or Branch Line	Main
Short line or National	Class 1 - International
Nearest Switching Yard (miles)	local
Commercial Airport	
Name	McGill Field (YBR)
Distance from the Community in Miles	3.2 km north via #10 Highway
Runways	08/26 6500 Feet
Carriers Serving Airport	WestJet & Perimeter Airlines
Full Instrument Landing Capabilities	Yes
Hours of Operation	24 hours
Approved Capital Expansion Plan	Yes
Distance to the nearest International Airport	
Name	James Richardson International (YWG)
Location/City	Winnipeg, MB
Driving Distance from the Community	220 km via #1 Highway
Runway	13/31 8,701 feet
Runway	18/36 11,000 feet
Full Instrument Landing Capabilities	Yes
Hours of Operation	24 Hours
Customs Port of Entry in the Area	
Name	Boissevain Port of Entry
Location	100 km South of Brandon on #10 Highway
Hours of Operation	24 Hours

## Roads

Provincial Highway #10 is the main north-south route in western Manitoba, connecting the mining and forestry centers of northern Manitoba (Flin Flon, The Pas, and Swan River) with a 24-hour border crossing 98 kilometres (Km's) to the south. (See [Government of Manitoba Official Highway Map](#)). This crossing connects with U.S. Highway #2, a major east-west route across the northern States. Highway #10 intersects the Yellowhead Route (#16) just 50 kilometers north of Brandon, providing a major route to Yorkton, Saskatoon and Edmonton.

Both Highways #1 and #10 allow connection to Highway #83, a main north-south route that runs from northern Manitoba to northern Mexico.





## Rail

Two class one railroads run through Brandon, each with several miles of undeveloped sidings in Brandon's industrial area. Both Canadian Pacific Railway (CP) and Canadian National Railway (CN) maintain modern yards in Brandon with ready access to their mainline tracks.

CP has a network of 24 intermodal terminals in Canada and the U.S. as well as eight border crossings between Canada and the U.S. They operate container terminals and additional handling facilities to serve Midwest U.S. centers, including Chicago, Minneapolis and Milwaukee.

Website: [www.cpkcr.com](http://www.cpkcr.com)

CN spans Canada and mid-America, from the ports of Vancouver, Prince Rupert, Montreal, Halifax, New Orleans and Mobile and the key metropolitan areas of Toronto, Buffalo, Chicago, Detroit, Duluth, Superior, Green Bay, Minneapolis/St. Paul, Memphis, St. Louis and Jackson with connections to all points in North America.

Website: [www.cn.ca](http://www.cn.ca)

Brandon has ready access to all major ports in Canada via the mainline railroads.

Port	KM	Miles
Churchill, Manitoba (Hudson Bay) - via Railway only	1608	964.8
Minneapolis, Minnesota (Mississippi River)	773	463.8
Thunder Bay, Ontario (St. Lawrence Seaway)	763	457.8
Vancouver, British Columbia (Pacific Ocean)	2180	1308
Prince Rupert, British Colombia (Pacific Ocean)	2686	1669

## Trucking and Courier Services

Brandon's strategic location in the heart of the country along the Trans-Canada Highway means that we have great access to trucking services. As the truck transportation capital of Western Canada, Manitoba has an estimated four hundred for-hire motor carriers, four of Canada's 25 largest employers in for-hire trucking are headquartered in Manitoba.

We also have many Brandon based couriers that are ready and willing to serve your local shipping needs.



## Air Service

Regional passenger air service is provided daily to and from Calgary, AB by [WestJet](#). [Brandon Municipal Airport](#) is regularly used by private jets and commercial charters. Both Av Gas and Jet A are available as is a De-Icing service. Customs service is available with prior arrangements. The Winnipeg International Airport is approximately 2.5 hours east by road, and 40 minutes by air.

The Brandon Municipal Airport (McGill Field) is a designated Airport of Entry /15.

## Airport Data (YBR)

ILS capable

Latitude: N 49°54'35" (49.910000)

Longitude: W 99°57'03" (-99.951943)

Elevation: 1343 ft (409m)

Runways: 2

Longest: 6500 × 150 ft (1981 × 45.5 m), paved

Canada Customs Available

NavCanada Flight Services Station

## Customs

Useful links include:

[Canadian Society of Customs Brokers \(C.S.C.B.\)](#)

[Canada Border Services Agency \(C.B.S.A.\)](#)

[U.S. Customs](#)

[Canadian Food Inspection Agency](#)

[Automated Import Reference System \(AIRS\)](#)

[Registrar of Imported Vehicles](#)

## Traffic

The City of Brandon is big enough to have all the business and personal amenities you need, without big city traffic. The City of Brandon Traffic Section can provide detailed information on traffic flows, truck routes, parking, road closures, permits, traffic by-laws and other traffic related information. Please visit the [City of Brandon Traffic Information](#). Traffic Counts within the city are available. Contact the Property & Traffic Section of the City of Brandon at 204-729-2110 or [planning@brandon.ca](mailto:planning@brandon.ca).

The [University of Manitoba Civil Engineering](#) department manages and operates the Manitoba Highway Traffic Information System (MHTIS), Manitoba's traffic monitoring program. [Manitoba Traffic Counts](#).

## Living in Brandon

Maintaining a Canadian top ten ranking for lifestyle, low municipal taxes and affordable labour costs combined with among the lowest electricity rates in North America, an extensive transportation network and supportive community leadership. Brandon offers a dynamic environment to develop and grow your business. Rather than spending your time in traffic, Brandon's maximum in-city commute of 15 minutes allows you the freedom to choose how you spend your time. More time to grow your business, more time to spend with family and friends or more time for fitness/recreation, the choice is yours in Brandon. Comprehensive community and relocation information can be found online at [economicdevelopmentbrandon.com/relocation-guide](http://economicdevelopmentbrandon.com/relocation-guide).

Manitoba remains one of the most affordable provinces to live in Canada. The Manitoba Advantage includes moderate overall taxation levels, affordable housing, and low child-care, electricity, and automobile insurance costs.

For Brandon cost of living quick facts, see the Live section of our website at [economicdevelopmentbrandon.ca/live](http://economicdevelopmentbrandon.ca/live)

## Housing

Manitoba's housing costs are amongst the lowest in the country. The local housing market is stable, predictable, and not prone to the ups and downs that can be found in other parts of the country. Strong residential construction ensures a constant infusion of new housing stock into the market.

The 2024 average house price was \$377,444 and the average 2024 condo price was \$314,273. Housing statistics are supplied by Brandon Area REALTORS®. Additional housing information can be found on our [Housing Resources](#) webpage.

For both commercial and residential listings in Brandon, see the following options:

Brandon Area REALTORS®: [brandonarearealtors.ca](http://brandonarearealtors.ca)

Realtor.ca: [www.realtor.ca](http://www.realtor.ca)

Brandon Sun Newspaper: [brandonsun.com](http://brandonsun.com)

Ebrandon - community website: [ebrandon.ca](http://ebrandon.ca)

Brandon Area REALTORS® – Duplexes, Single Family & Detached Family Homes					
	2020	2021	2022	2023	2024
<b>Avg. House Price</b>	\$292,024	\$303,431	\$306,535	\$310,242	\$377,444
<b>Number of Sales</b>	579	673	496	486	464

Source: [Brandon Area REALTORS®](#)



## Climate

Brandon is one of the driest and sunniest cities in Canada. Climatic averages can be viewed at [Environment Canada](#).

## Emergency Services

### Brandon Policing

The Brandon Police Service has an authorized compliment of over 140 sworn and civilian staff. Citizen volunteers also assist the police service. The Royal Canadian Mounted Police serves rural areas surrounding the city and assists within the city as well.

Website: [www.brandon.ca/police](http://www.brandon.ca/police)

### Brandon Fire & Emergency Services

Brandon Fire & Emergency Services provides fire, rescue, and emergency medical response to the City of Brandon and the RM's of Cornwallis, Elton, and Oakland. This area is serviced by two fire stations and a staff complement of over 72. All Firefighter/Paramedics are cross trained as both Level II Firefighters and Primary Care Paramedics upon hiring and later licensed to Technician Paramedics.

Website: [www.brandon.ca/fire](http://www.brandon.ca/fire)

### Brandon Public-Safety Communications Centre (E911)

The Brandon Public-Safety Communications Centre on a 24/7 basis provides fire and police dispatch for the City of Brandon. Additionally, the department provides 911 and fire dispatch service for all 911 capable communities (including Provincial and National Parks) outside of Winnipeg as well as Manitoba Conservation Officer Services.

Website: [www.brandon.ca/bpcc](http://www.brandon.ca/bpcc)

### Brandon Emergency Support Team

The Brandon Emergency Support Team (B.E.S.T.) is a partnership between Business, Industry, and the City of Brandon to provide effective community education so the public knows what to do in an



emergency. B.E.S.T. is dedicated to increasing emergency preparedness in Brandon and surrounding area. The team was created in 1999 and continues to support both the community and team members in their emergency preparedness activities

Website: [www.brandon.ca/emerg](http://www.brandon.ca/emerg)

## Public Transportation

The City of Brandon transit buses operate throughout the city seven days a week, schedules and routes are available in a variety of languages with additional information found at the Brandon Transit website. Brandon Transit also offers Access Transit Service is for passengers with disabilities who cannot use the regular Transit service. Brandon Transit is committed to collaborating with new and expanding industry to alter or add new routes as required by employment patterns. For example, Brandon Transit operates an industrial route Mondays to Fridays with a service schedule (available online) that corresponds with the shift changes at Maple Leaf Foods, one of Brandon's largest employers.

Website: [www.brandontransit.ca](http://www.brandontransit.ca)

The city is served by a wide variety of Taxi Services.

## Banking & Retail

Brandon is serviced by all major chartered banks and four local credit unions offering a full complement of products and expertise to meet the needs of individuals, small business, and agricultural and commercial clients.

Most Brands associated with traditional consumer retail can be found in Brandon Manitoba. The Brandon "Shoppers Mall" has 367,300 sq. ft. of lease space in an indoor shopping centre, Brandon's "Corral Centre" is a 440,000 sq. ft. retail power centre, and many, other regional and national retailers are located along the major routes through the city providing ease of access to shopping. As the regional economic centre of Southwestern Manitoba, Brandon also offers a complete complement of professional services, a variety of grocery stores, health food outlets, florists, and home style bakeries. [Historic Downtown Brandon](#) is a hub of independent merchants and restaurateurs providing unique shopping and dining experiences.



## Health Care

Prairie Mountain Health/Santé Prairie Mountain (PMH) is one of five regional health authorities created in the province by the Manitoba government. Prairie Mountain Health covers a significant area in Manitoba including the City of Brandon.

Website: [prairiemountainhealth.ca/brandon](http://prairiemountainhealth.ca/brandon)

The Brandon Regional Health Centre/hospital provides 24-hour emergency medical service and is a fully accredited training hospital. Brandon Regional Health Centre is the medical referral center for Southwestern Manitoba.

The facility is currently undergoing an expansion.

Website: [Brandon Regional Health Centre](http://Brandon Regional Health Centre)



## Western Manitoba Cancer Centre

The Community Cancer Programs Network (CCPN) is a provincial program of CancerCare Manitoba that works in partnership with PMH. It enables patients living outside of Winnipeg to receive quality cancer care closer to home.

The CCP's and Brandon Western Manitoba Cancer Centre (WMCC) are outpatient units that provide chemotherapy treatments and follow-up care. In addition to chemotherapy treatments, the WMCC also provides radiation therapy services as well as radiation oncology expertise.

Website: [prairiemountainhealth.ca/cancer-care](http://prairiemountainhealth.ca/cancer-care)



A complete list of services provided by Prairie Mountain Health Authority is provided at this link: [prairiemountainhealth.ca/programs-and-services](http://prairiemountainhealth.ca/programs-and-services)